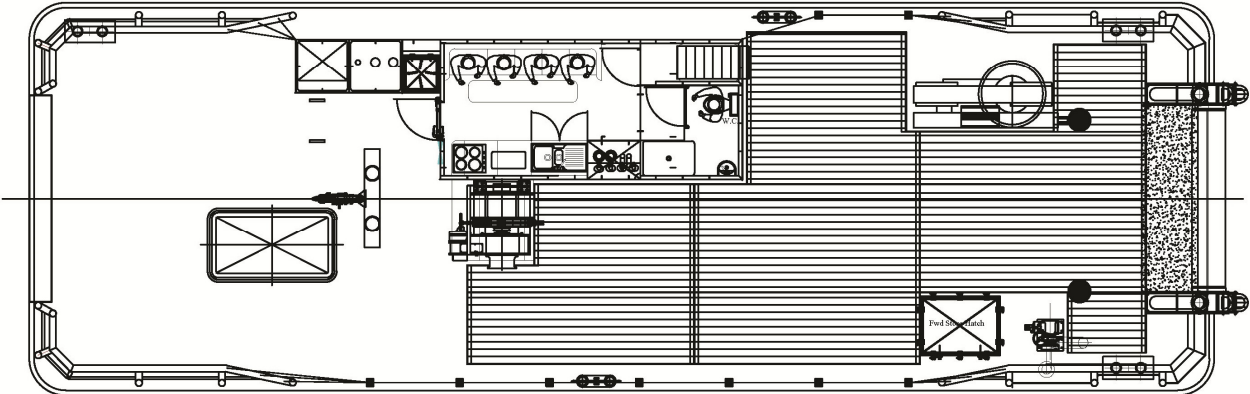
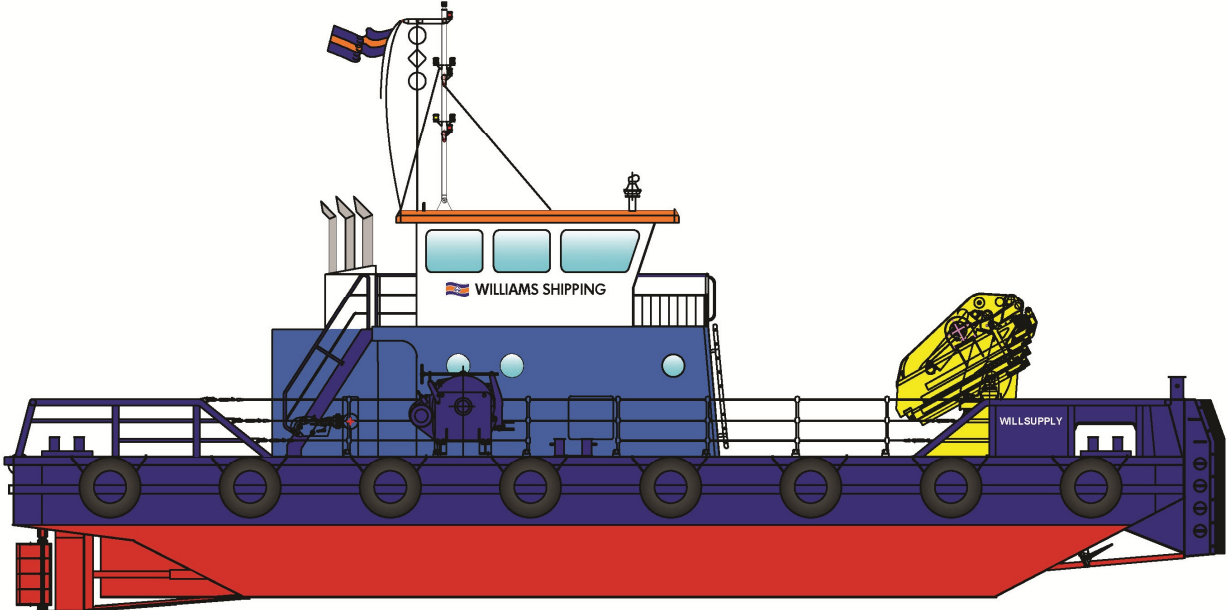
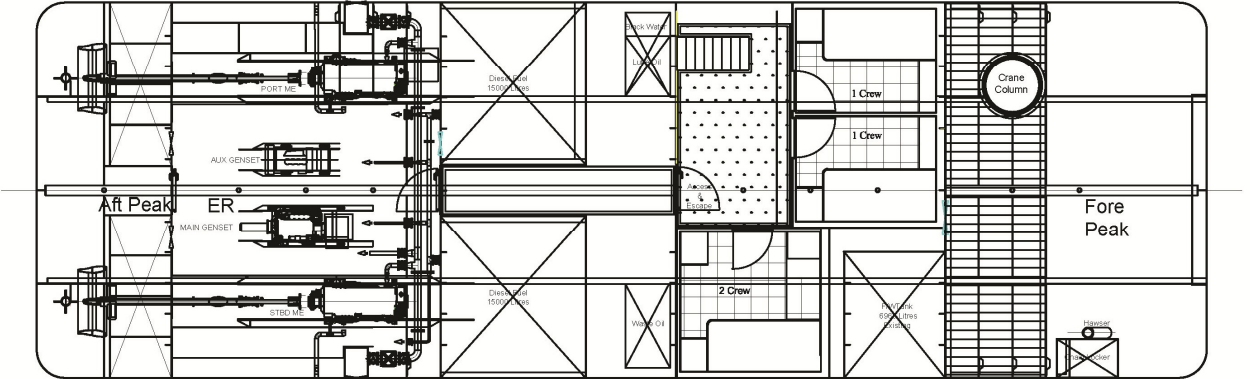


MULTICAT TYPE WORKBOAT

WILLSUPPLY



P Main Deck



Below Deck

Scale





GENERAL

Type of Vessel:	Multicat type vessel
Builder:	Manor Marine
Build Date, Place:	2011, UK
Certification:	MCA Workboat Code Cat 2 (60 miles) 12 pax

DIMENSIONS

Length O.A.:	20m
Beam O.A.:	7m
Moulded Depth at Sides:	2.5m
Draft Aft:	1.8m

PERFORMANCE

Free Running Speed:	9 knots (approx)
Bollard Pull:	9t (approx)
Deck Carrying Capacity:	20t

PROPULSION SYSTEM

Main Engines:	2x Doosan Daewoo L126Tl
Total Power:	720HP/530Kw @ 2000rpm
Marine Transmissions:	Dong-I DMT 150H - 3.43:1
Propulsion:	2x 4-blade fixed pitch props in 1050mm Nozzles

AUXILIARY EQUIPMENT

Generator Sets:	Sabre Perkins 4.4 TWGM – 86Kva
Harbour Generator Set:	Beta Marine Kubota radiator cooled - 21Kva
Fuel Transfer Pumps:	120lpm
Electrical System:	24V DC / and 220/415V connections

DECK EQUIPMENT

Hydraulic Crane:	BS680M5—68tm (with 4.5t winch)
Capacity:	3.6t@14.15 m / 12.2t@4.73
Anchor Handling Winch:	North Sea Winches -17t pull, 40t brake, warp head

Tugger Winch:	North Sea Winches - 5t pull
Bow Roller:	450mm diameter
Towing Hook:	Mampaey Towing hook (15t SWL)
Welding Set:	PK300- 3 phase arc set (portable)
Burning Gear:	Oxy/Acetylene
Deck Protection:	Timber

TANK CAPACITIES

Fuel Oil:	30m ³ with transfer pump
Fresh Water:	5m ³
Lube Oil:	668ltrs
Ballast Tanks:	2x 5115ltr

ACCOMMODATION

Wheelhouse with seating area, large galley / day room.
2 x single cabins , 1 x twin cabin, sanitary space, workshop

NAVIGATION & COMMUNICATION EQUIPMENT

Searchlight:	Seematz WS351 500W
Compass:	Lilley & Gillie Kottter Type/Furuno SC-50 Sat Compass
Radar:	Furuno FR8062
GPS / DGPS:	Furuno GP33 / Furuno GP-150
Echo Sounder:	Furuno LS6100
VHF Radio (DSC):	2 x Icom IC-M505
Handheld VHF:	2 x Icom IC-M35
Chart Plotter:	Microplot 7
AIS:	Comar Class A AIS
Satellite Phone:	Sailor Iridium SC4000
Auto Pilot:	Furuno Navpilot 700
Phone:	Motorolla GSM
Loud Hailer:	Furuno LH-3000
EPIRB:	McMurdo Smart Find